

Venice

Technical Specifications

Composition: 71% POLYESTER, 18% MODACRYLIC, 8% RECYCLED COTTON, 3% POLYAMIDE

Width: 140 cm. UNE EN 1773

Weight m2: 518 gr/m2

Tear strength: >20N (BS4303) - >3 (DIN 53859-5)

Tensile strength: >350N (ISO13934-1)


Abrasion resistance: 60.000 cycles UNE EN ISO 12947

Pilling resistance: 5 (5 max) no pilling (ISO DIS 12945-2)

Dye resistance to rubbing: 4-5 (5 max) Good (ISO 105-X12)

Dye resistance to light: 4-5 Good (ISO 105-B02)






VENICE 01

VENICE 07

VENICE 08

VENICE 11




VENICE 111

VENICE 13

VENICE 131

VENICE 15




VENICE 156

VENICE 213

VENICE 214

VENICE 250




VENICE 266

VENICE 27

VENICE 271

VENICE 29




VENICE 300

VENICE 324

VENICE 336

VENICE 339




VENICE 349

VENICE 43

VENICE 458

VENICE 46




VENICE 50

VENICE 510

VENICE 514

VENICE 53



VENICE 60


VENICE 602

VENICE 61

VENICE 618

aquaclean[®]

fabrics for living




VENICE 62

VENICE 625

VENICE 667

VENICE 69



VENICE 80

VENICE 91

VENICE 93

VENICE 94

The color of the displayed images may not correspond to the final product. Please consult your furniture store.

maintenance

For normal sofa maintenance we recommend that you vacuum the entire surface area regularly. You can use a normal home vacuum cleaner with a brush fitting.

water cleaning in three simple steps

Aquaclean[®] Technology enables you to get rid of small stains such as wine, coffee, food and even most marker pens without having to wash with soap or detergent.



- 1 Remove any excess residue from your upholstery.
- 2 Apply water* over the stain, either directly or using a damp cloth, then wait a few seconds.
- 3 Finally, press down with the damp cloth and rub gently over the fabric in circular movements. If the stain does not come off completely (*especially dried in stains*) repeat the process as required.

Read the QR to find out more about the Aquaclean[®] cleaning method.

*To avoid potential limescale stains, it is preferable use bottled water.

washing instructions

For normal care, you don't need to remove and wash the sofa fabric. But for large or tough stains, before washing review the following instructions:

maintenance and cleaning

liquids or oils

Absorb the excess liquid or oil with a cloth or paper towel, then rub gently with circular movements.

grease, pen ink

Apply water over the stain, either directly or using a damp cloth, leave on the fabric for a few seconds, then rub the stain gently with circular movements. Repeat the process as many times as necessary. Always leave the fabric to dry.

dust

Remove the dust with a vacuum cleaner.



Thanks to SafeFront[®] technology, our fabrics are protected against viruses and bacteria. They have been proven to reduce viral activity by over 91% after two hours of continuous contact.